



CensusAtSchool 2015

October 2015

Night Owl students catch up on sleep in the morning

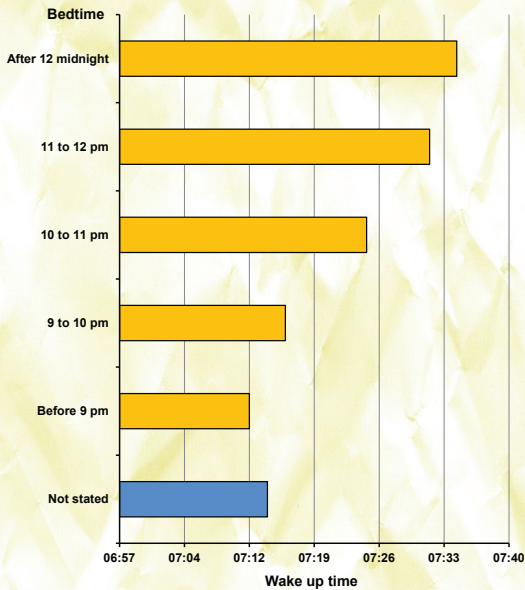
CensusAtSchool is a non-profit making international project funded by organisations interested in promoting good use of statistics, mathematics and data handling. Ireland became involved in CensusAtSchool in 2009 when the Professional Development Service for Teachers (PDST), the CSO, Project Maths and the National Council for Curriculum and Assessment (NCCA) collaborated to set-up the Irish website www.censusatschool.ie

5,348 (1.5%) from an estimated 368,000 secondary school students completed the Phase 14 questionnaire of the CensusAtSchool survey between September 2014 and August 2015. The questionnaire covered a variety of topics ranging from how often students participated in family activities each week to the number of text messages they send daily.

Interesting findings from Phase 14 results:

- ◆ Students heading to sleep after midnight will on average get up more than 20 minutes later each morning than students who head to sleep before 9 o'clock. (See Chart 1)
- ◆ Responses indicate that female students in non-fee paying schools sent the highest average number of text messages (36 texts) on the day prior to completing the survey. In contrast, male students in fee paying schools sent half as many texts (18 texts). (See Chart 2)
- ◆ Just under half (44%) of male students imagine their future fame will be in a sports related area. The most popular choice for female students (27%) was in the field of entertainment. (See Chart 3)
- ◆ Data indicates that the price students pay for jeans rises as they progress through secondary school for both males and females. Female students paid an average of €21 for jeans when they are in 1st year. In contrast, 6th year female students paid on average €27 for a pair of jeans. (See Chart 4)
- ◆ Students were asked to indicate on a scale of 100 from "very" to "not at all" how they viewed their family with respect to a list of behaviours / events. The results of the questions can be seen in Chart 5.
- ◆ Over one fifth of students (22%) who have allergies indicated they were allergic to peanuts. Over half (51%) of students with allergies indicated their allergy was not one of the more popular allergy's listed in the questionnaire. (See Chart 6)

Chart 1 Students average (mean) wake up time classified by bedtime hour



Published by the Central Statistics Office, Ireland.

Ardee Road
Dublin 6
Ireland

Skehard Road
Cork
Ireland

Locall: 1890 313 414 (ROI)
0870 876 0256 (UK/NI)

Tel: +353-1 498 4000 Tel: +353-21 453 5000
Fax: +353-1 498 4229 Tel: +353-21 453 5555

Both offices may be contacted through any of these telephone numbers.

CSO on the Web: www.cso.ie
and visit
www.censusatschool.ie

Director General: Pádraig Dalton

Enquiries:

General queries Information Section, ext 5021
information@cso.ie

© Central Statistics Office
The contents of this release may be quoted provided the source is given clearly and accurately. Reproduction for own or internal use is permitted.

Chart 2 Students daily average (mean) number of text messages, classified by school type and sex of student

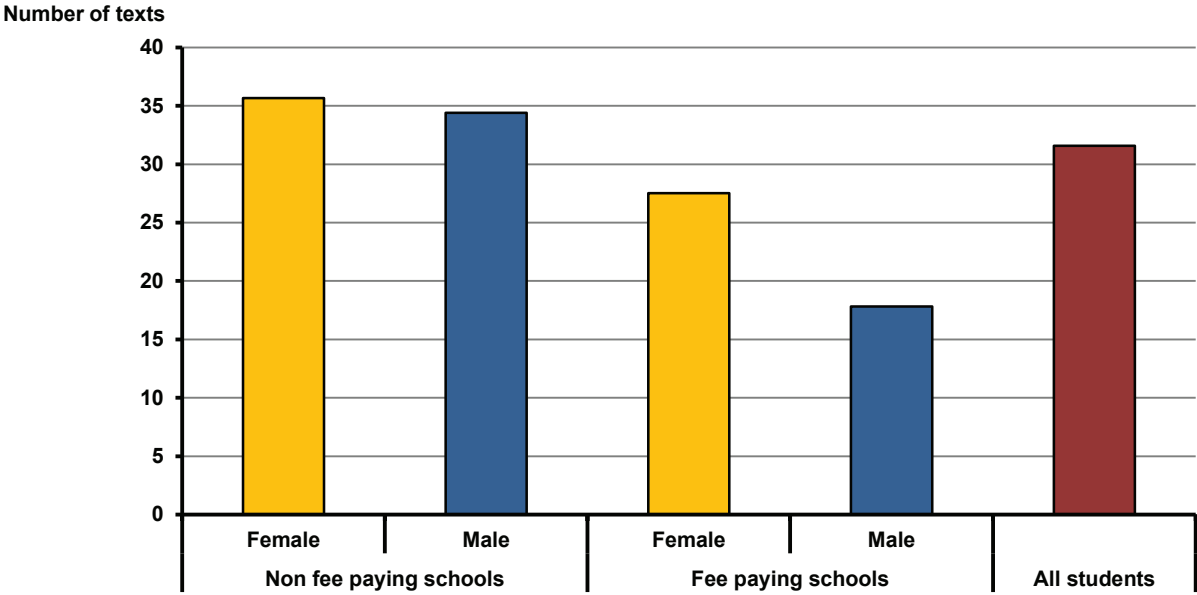


Chart 3 Students future fame

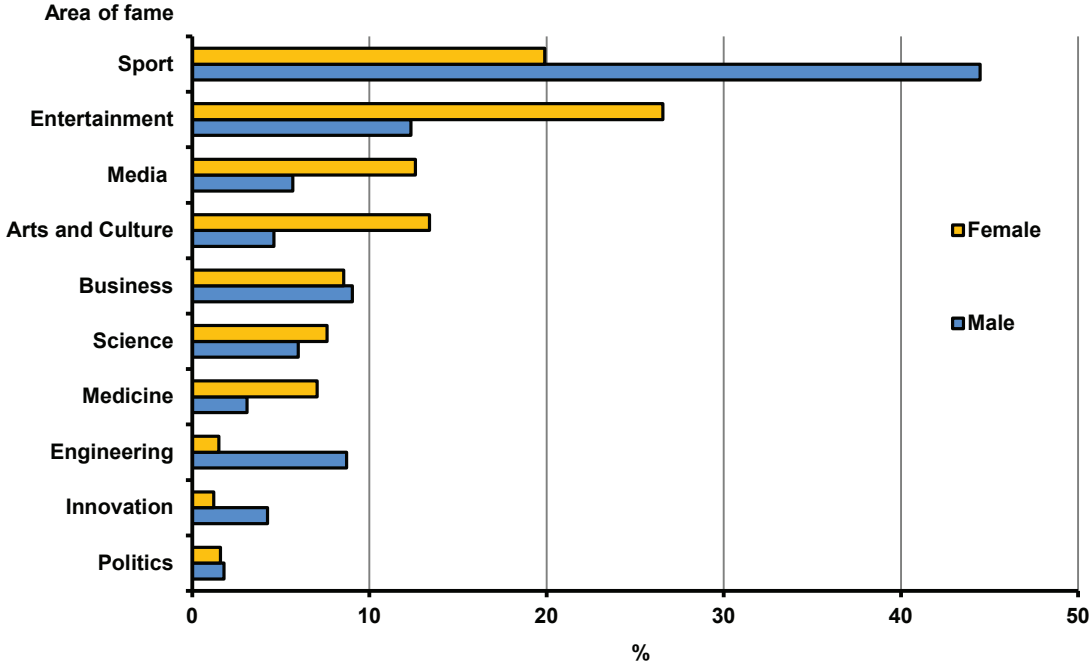


Chart 4 Average (mean) cost of jeans classified by school year

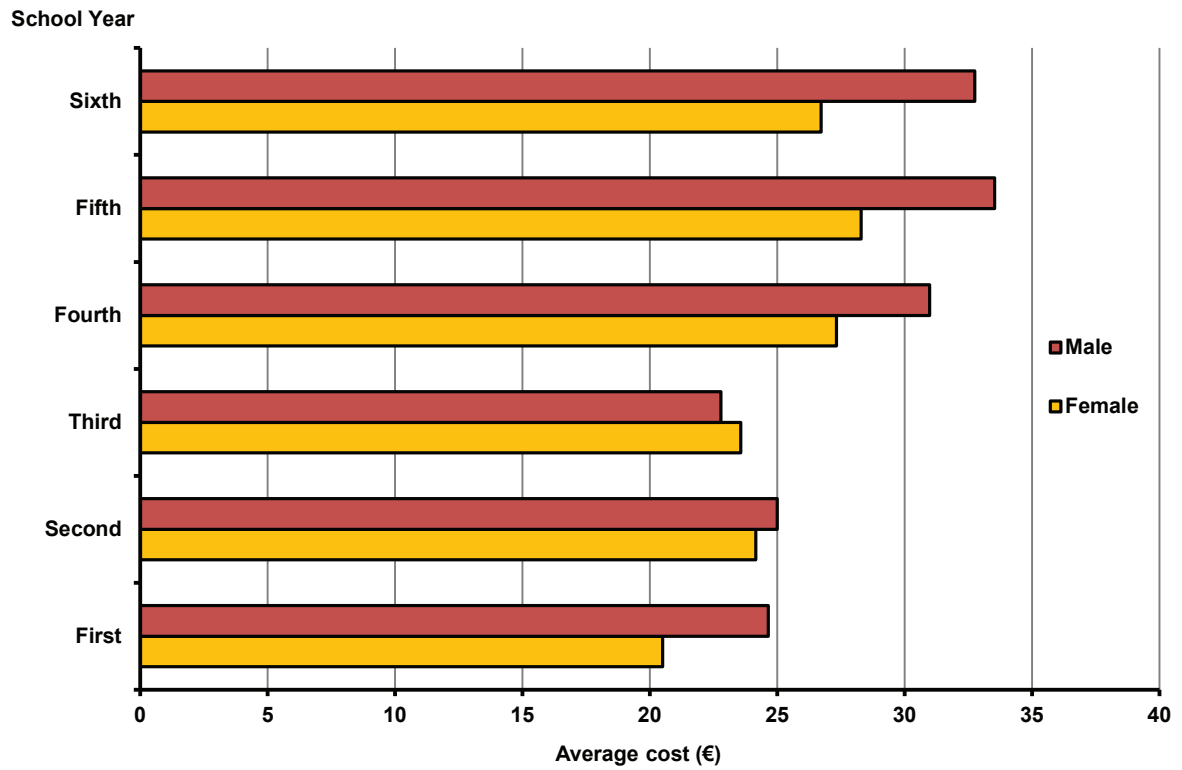


Chart 5 How students' view their families characteristics

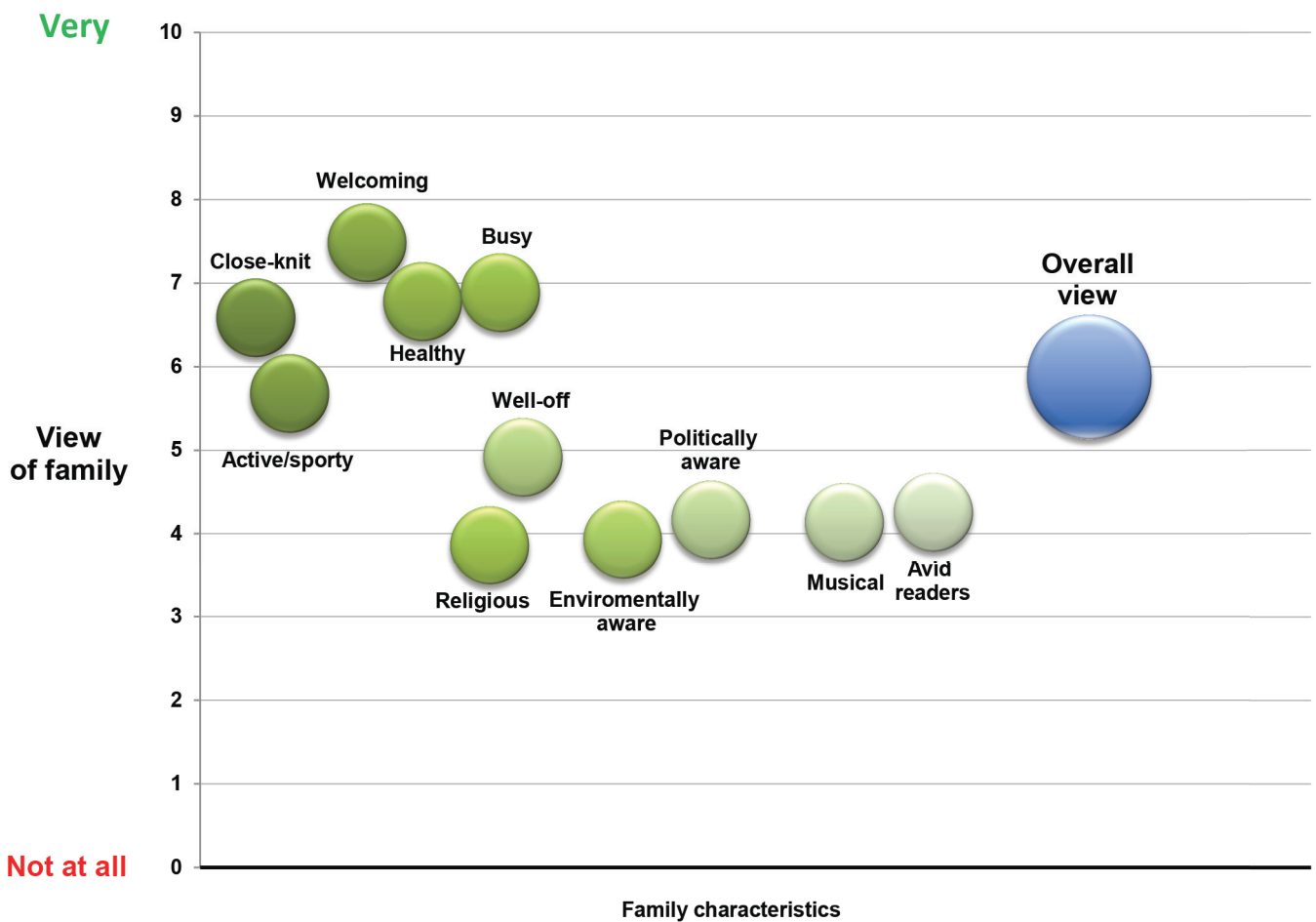
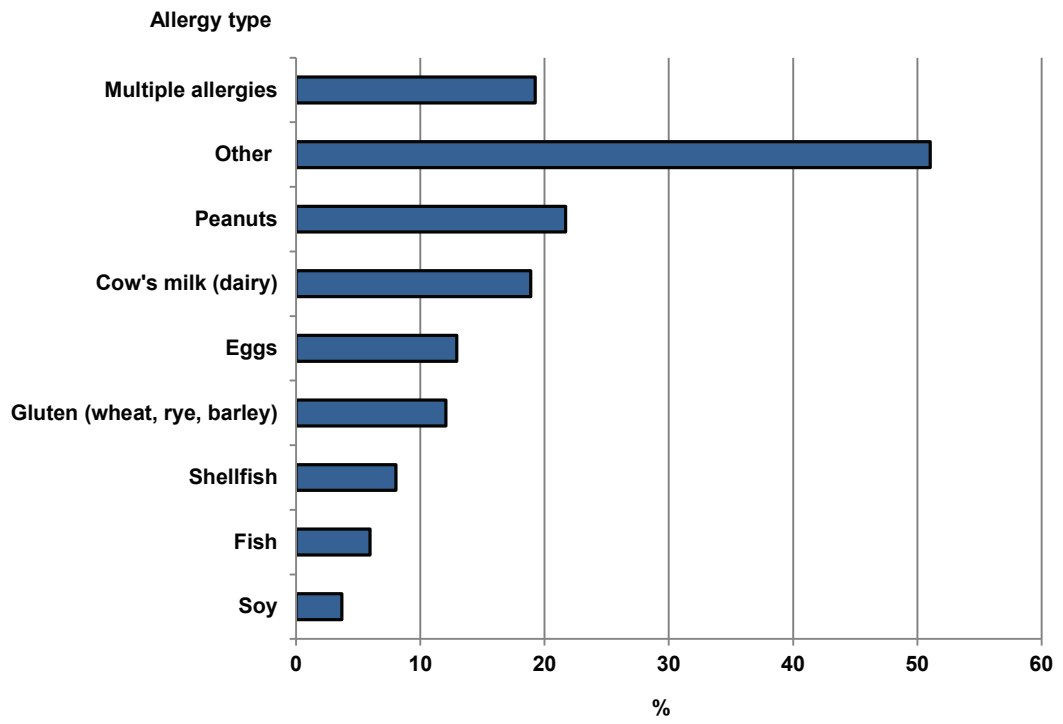


Chart 6 Student's food allergies



Background Notes

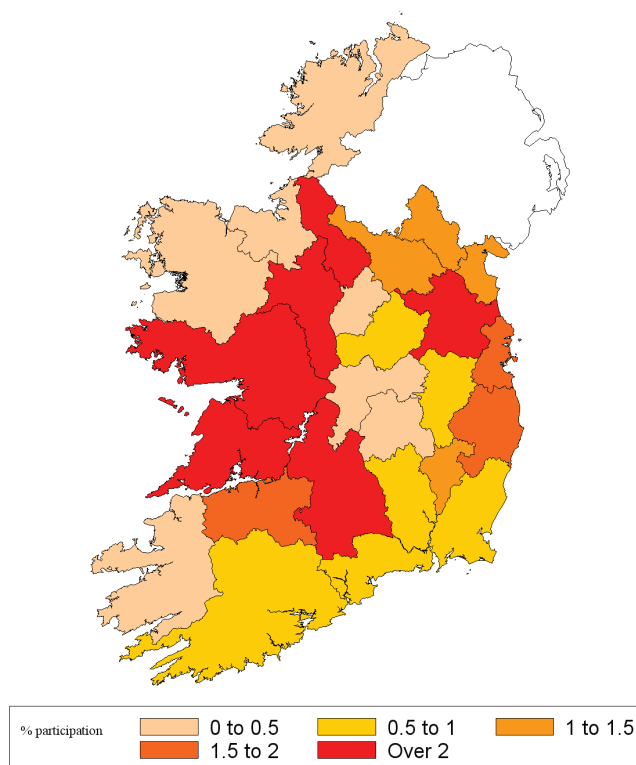
About CensusAtSchools The Royal Statistical Centre for Statistical Education (RSSCSE) started the CensusAtSchool project in 2000 in conjunction with the Office of National Statistics (ONS) in the UK. The project, originally a one-off, was linked to the UK population census of 2001. It has now developed into a dynamic, on-going and exciting initiative running in a number of countries.

Sample 5,348 secondary school attendees from 155 secondary schools completed the Phase14 questionnaire of the CensusAtSchool survey between September 2014 and August 2015. Because the survey is voluntary and not part of a representative sampling process, the results of the survey are less reliable in providing inferences about the overall secondary school student population.

Questionnaire The CensusAtSchool Phase 14 questionnaire and more results from the survey can be found on the CensusAtSchool website at <http://www.censusatschool.ie/en/take-part/questionnaires>

A data tool for examining CensusAtSchool data can be found at:
<http://datatool.censusatschool.org.uk/datatool.swf>

Map 1. Student participation in CensusAtSchool Phase 14 questionnaire classified by school's county



Note: The map only includes survey response when the Roll number on the questionnaire response matched a school Roll number provided by the Department of Education and Skills.



CensusAtSchool 2014/2015 Questionnaire

1. Are you:

- Female Male

2. Please state your present age in completed years.

years

3. Please state the date and the month you were born in.

date month

4. What county do you live in?

5. a) In what county/country were you born?

5. b) In what county/country was your mother born?

5. c) In what county/country was your father born?

6. Complete the following measurements. Answer to the nearest tenth of a cm or shoe size

- Height (without shoes)cm
 Length of right footcm
 Length of left footcm
 Vertical reachcm
 Open right hand spancm
 Open left hand spancm
 Shoe size (EU)

7. What was the cost of the last pair of jeans that you bought? Answer to the nearest euro.

euro

8. a) How many people live in your household (include yourself)? Categorise into age groups.

- 0-12 years of age
 13-24 years of age
 25-36 years of age
 37-48 years of age
 49-60 years of age
 61-72 years of age
 73-84 years of age
 85-96 years of age
 97-108 years of age

8. b) How many of these are Female and how many are Male?

Female Male

9. In the last 7 days how many times have you and your family undertaken the following activities together?

- Sat down together for the main meal of the day
 Gone for walk/cycle/jog together
 Watched television together
 Taken part in a social activity together, eg, family outing, theatre
 Listened to or performed music together
 Worked together, eg, family business, household chores, DIY, farming)

10. a) On a school day, what is your usual time to get up at? Use 24 hour clock

:

10. b) On a school day, what is your usual bedtime? Use 24 hour clock

:

11. What distance is your home from your school?

km

12. Mark on the scale how you view your family.

| | Very | Not at all |
|-----------------------|-------|------------|
| Close-knit | ----- | |
| Active/sporty | ----- | |
| Welcoming | ----- | |
| Healthy | ----- | |
| Busy | ----- | |
| Religious | ----- | |
| Well-off | ----- | |
| Environmentally aware | ----- | |
| Politically aware | ----- | |
| Musical | ----- | |
| Avid readers | ----- | |

13. Which of the following food allergies do you have? You may tick more than one.

- None Cow's Milk (dairy)
 Eggs Peanuts
 Fish Shellfish
 Soy Gluten (wheat, rye, barley)
 Other
 (please specify)

14. Imagine it is 2035 + you are a very famous person. In what area do you think you will have achieved this fame? Select only one.

- Sport Arts + Culture
 Politics Entertainment (music, film, etc)
 Business Media (TV, Internet, journalism, etc)
 Medicine Science
 Engineering
 Innovation
 Other
 (please specify)

15. Mark on the scale your level of interest in the following:

| | Very | Not at all |
|-------------------|-------|------------|
| Irish politics | ----- | |
| European politics | ----- | |
| U.S. politics | ----- | |

16. How many text messages did you send yesterday?

no. of texts