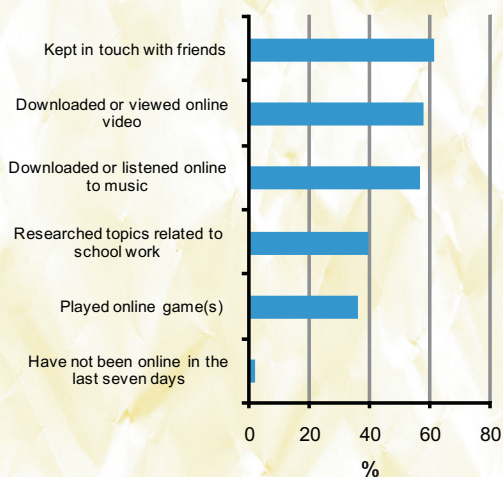




CensusAtSchool 2013 October 2013

Chart 1 - Online activities in the last seven days



98% of students now online on a weekly basis

CensusAtSchool is a non-profit making project funded by organisations interested in promoting good use of statistics, mathematics and data handling. Ireland became involved in CensusAtSchool in 2009 when the Professional Development Service for Teachers (PDST), the CSO, Project Maths and the National Council for Curriculum and Assessment (NCCA) collaborated to set-up the Irish website www.censusatschool.ie.

8,610 secondary school students from 243 schools completed the Phase 12 questionnaire of the CensusAtSchool survey between August 2012 and August 2013. The questionnaire covered a variety of topics ranging from how students travelled to school to how much they use the internet and what types of musical instruments they play. Details of the CensusAtSchool project and more results from Phase 12 can be found on the website www.censusatschool.ie.

Interesting findings from Phase 12 results:

- Nearly two-thirds of students (61%) were in touch with friends over the internet during the week prior to answering the survey. Just 2% of students stated they had not been online during the same time period (*see Chart 1*).
- 45% of students indicated they play a musical instrument. The most popular instruments were the Piano (30%), Guitar (25%) and the Tin Whistle (13%) (*see Chart 2*).
- Over two-thirds of students (67%) have a game console at home (*see Chart 3*).
- Spanish (41%), Italian (16%) and Chinese (11%) were the languages stated by students as being the most preferred to learn when given a choice of any languages that were not currently available in their schools (*see Chart 5*).
- The most common method of travelling to school by students was by Car (47%). Travelling by Bus (27%) and Walking (21%) were the next most popular methods of travelling to school (*see Chart 6*).
- 44% of students take less than 10 minutes to travel to school. In contrast 3% of students take over 60 minutes to travel to their school (*see Chart 7*).
- Male and female students both selected Football, Boxing and Athletics as the top three sports in which they would most like to represent Ireland at the Olympics from a list of 28 options (*see Chart 10*).

Published by the Central Statistics Office, Ireland.

Ardee Road
Dublin 6
Ireland

Skehard Road
Cork
Ireland

LoCall: 1890 313 414 (ROI)
0870 876 0256 (UK/NI)

Tel: +353 1 498 4000
Fax: +353 1 498 4229

Tel: +353 21 453 5000
Fax: +353 21 453 5555

Both offices may be contacted through any of these telephone numbers.

CSO on the Web: www.cso.ie
and visit
www.censusatschool.ie

Director General: Pádraig Dalton

Enquiries:

General queries

Information Section, ext 5021
information@cso.ie

© Central Statistics Office
The contents of this release may be quoted provided the source is given clearly and accurately. Reproduction for own or internal use is permitted.

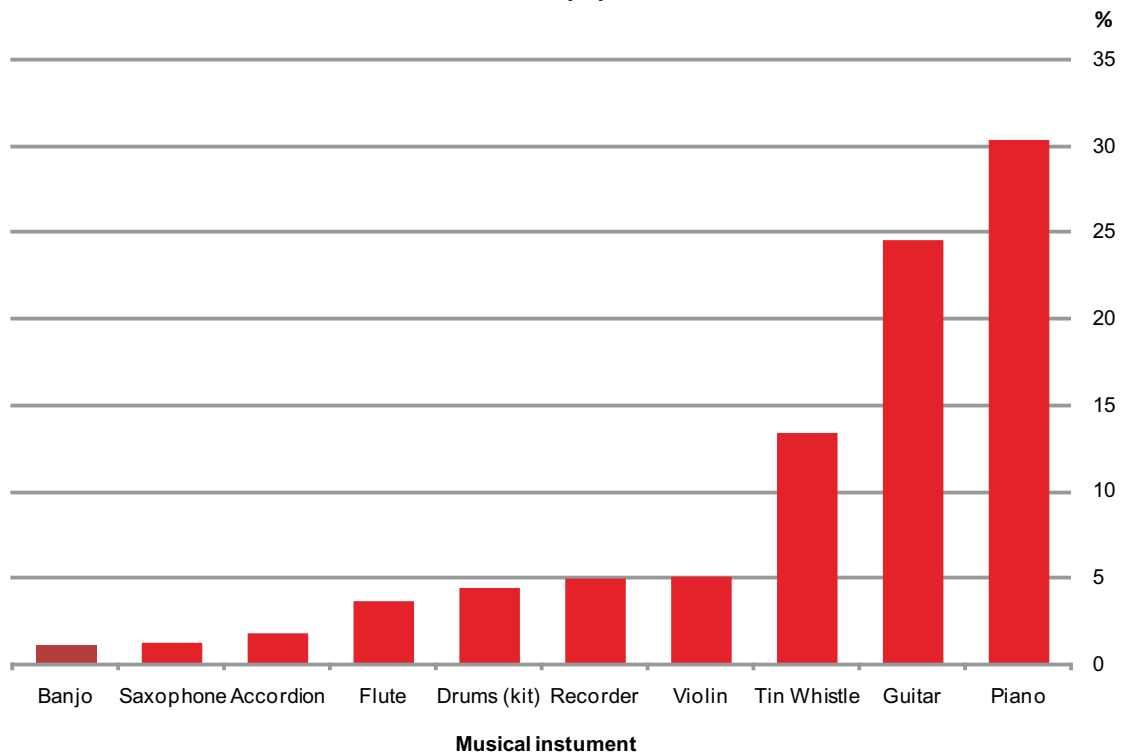
Print ISSN 2009-6798
On-line ISSN 2009-681X

For more information, contact Eoin McCuire at 021 453 5504 or Felix Coleman at 021 453 5129.

What is the main musical instrument you play?

Overall 45% of students stated they play a musical instrument. Chart 2 highlights the ten most popular instruments listed by the respondents.

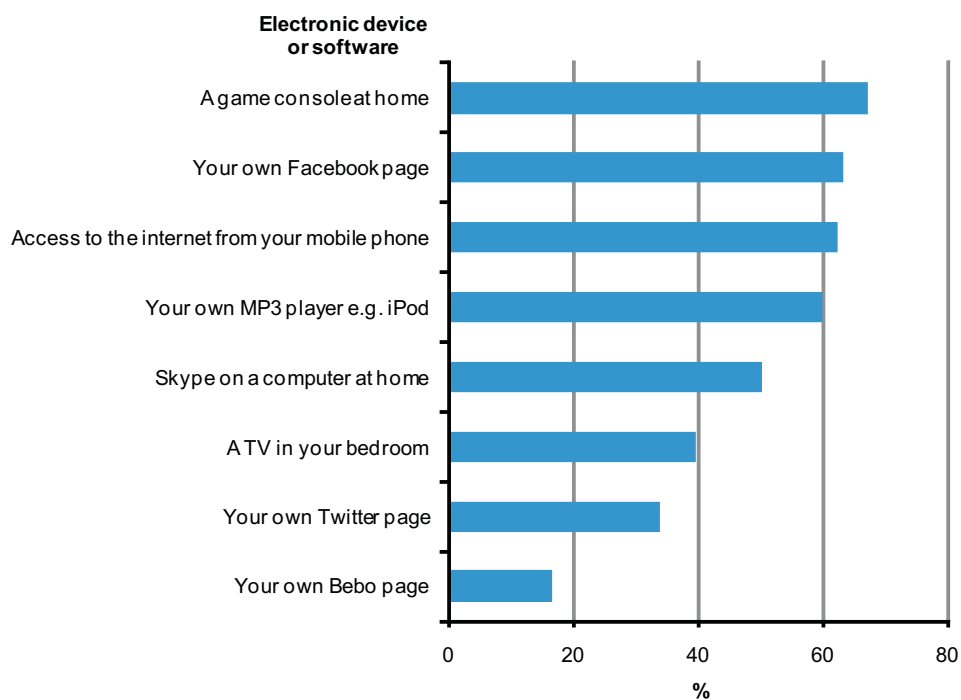
Chart 2 - The 10 most popular musical instruments



Which of the following (electronic or computer related devices/software) do you have?

The most popular device selected from the listed items was a Games console (67%). Just 0.5% of respondents stated they had none of the devices listed in Chart 3.

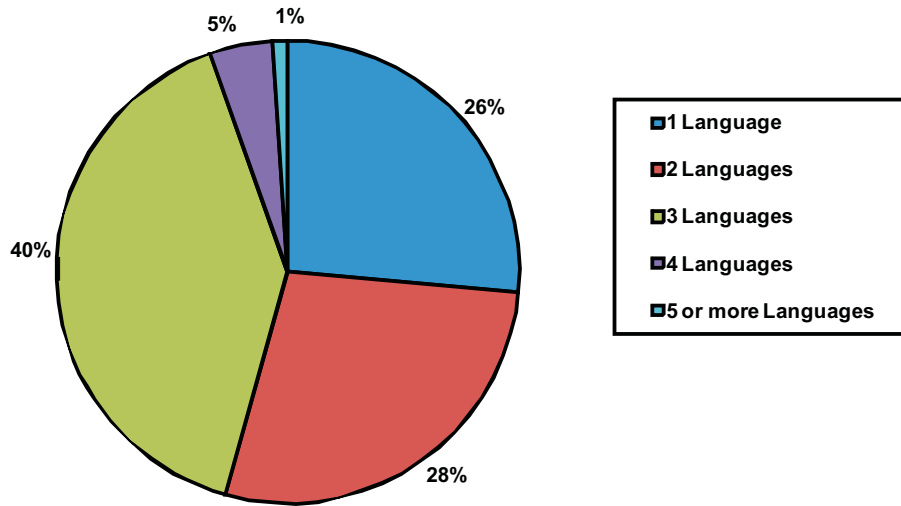
Chart 3 - Electronic devices or computer related software



In how many languages can you hold an everyday conversation?

40% of students stated they could hold an everyday conversation in three languages. Just 1% stated they could hold a conversation in five or more languages.

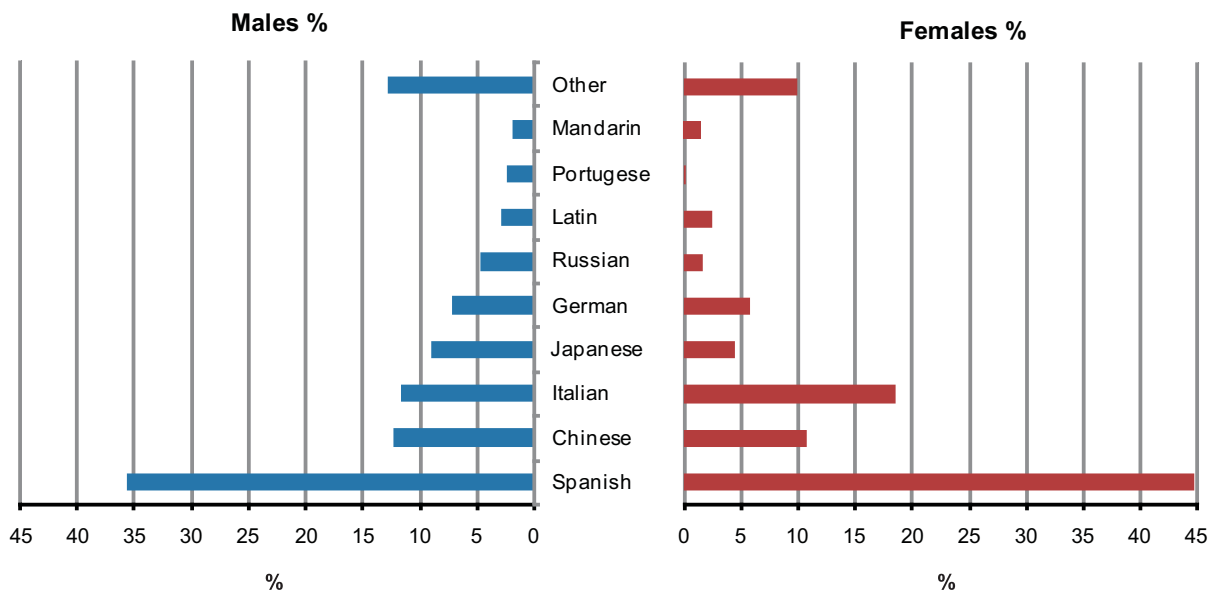
Chart 4 - Number of languages students can hold an everyday conversation in



Is there a language you would like to learn that is not currently available in your school?

A breakdown by gender of the students indicated females (44%) favour Spanish more than male students (35%) while males (9%) favoured studying Japanese more than females (4%).

Chart 5 - Preferred language not available



How long does it take and what method do you use to travel to school?

Nearly half of students (47%) normally travel to school by car. The highest percentage of car travel to school takes place in Waterford (69%) and Sligo (65%). Students in Fingal (29%) and Leitrim (35%) relied least on car travel.

Chart 6 - Methods of school travel

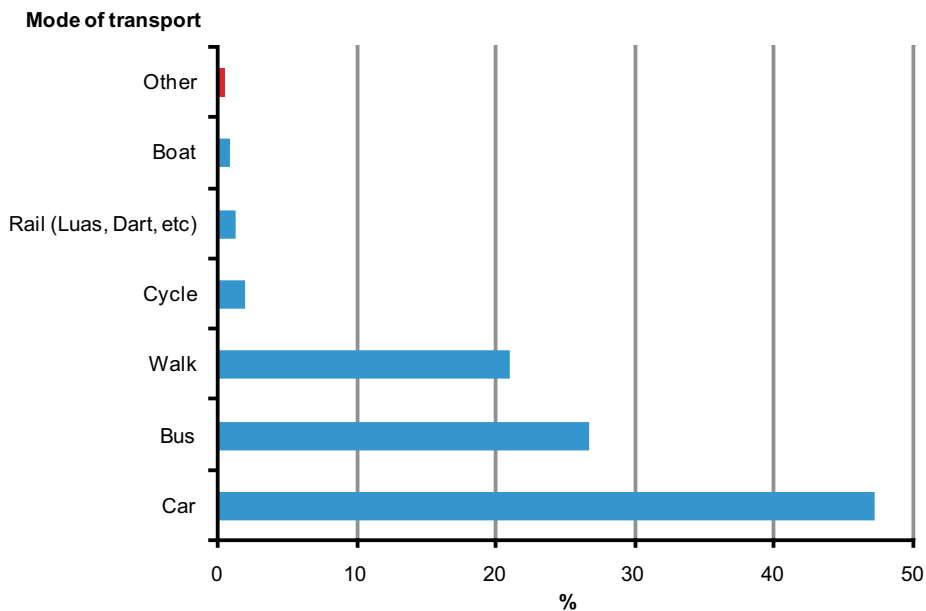
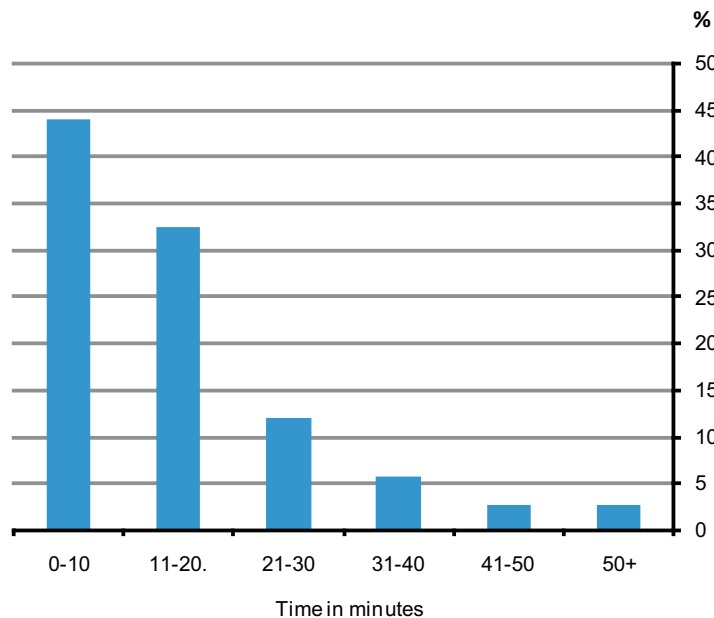


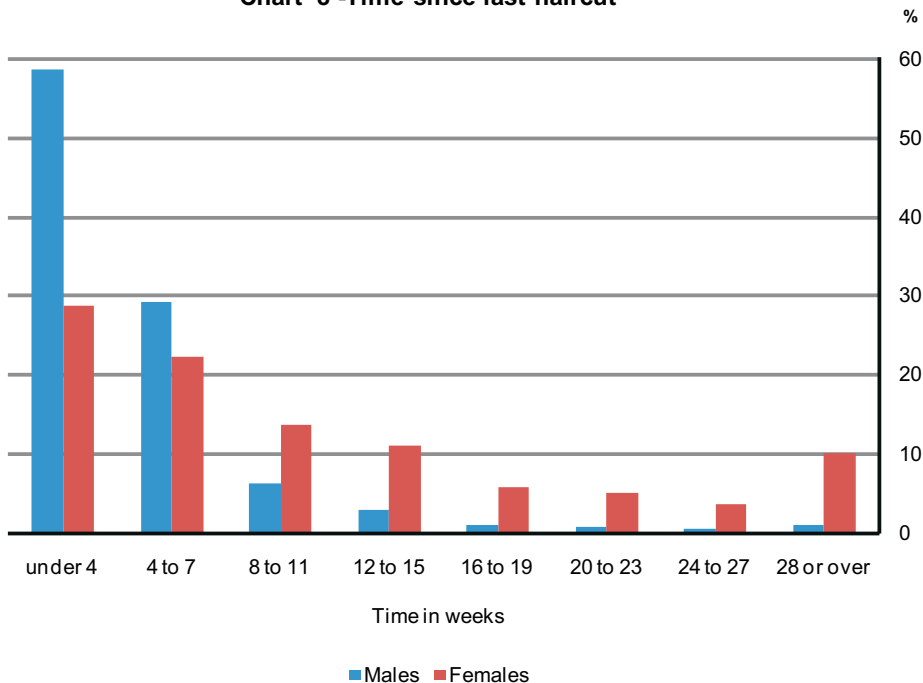
Chart 7- Time taken to travel to school



How long is it since your last haircut?

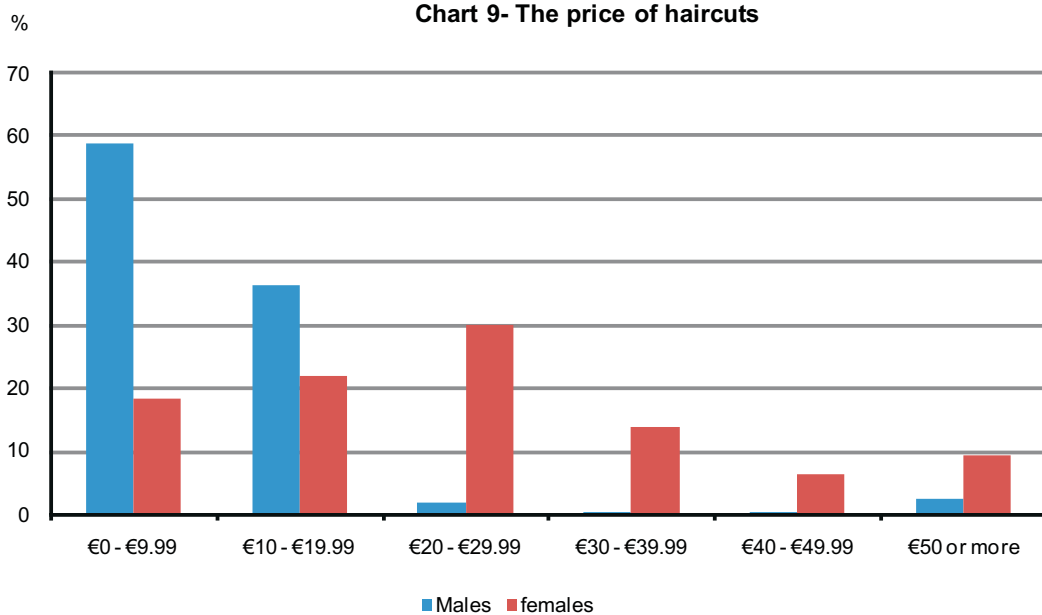
Almost half of the students (43%) stated they had their last haircut less than four weeks ago. 59% of male students had a haircut in the four weeks prior to participating in the survey while a smaller percentage of females (29%) stated they had a haircut over the same time period.

Chart 8 -Time since last haircut



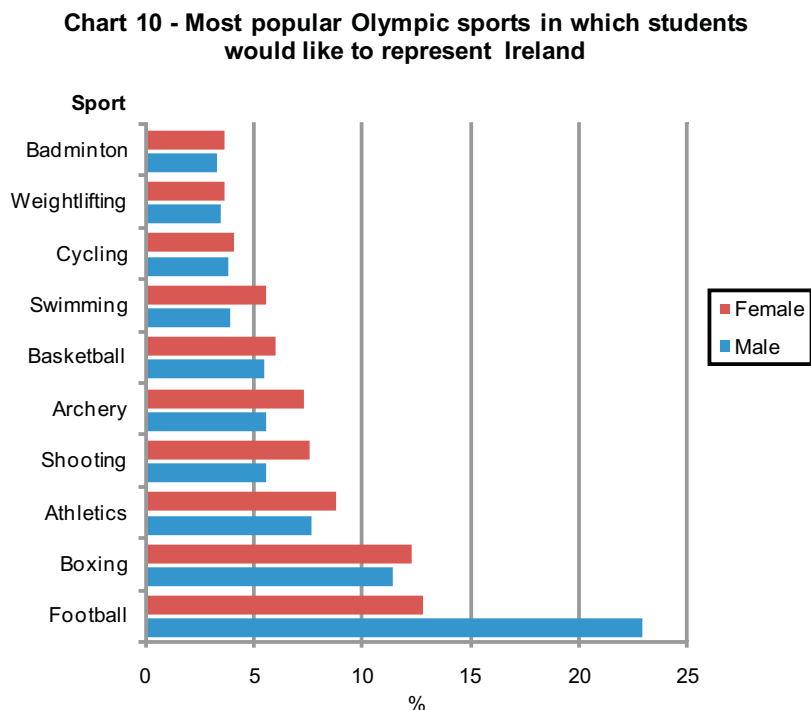
Almost one-third of female students (30%) indicated they paid €20 to €30 for a haircut while just 2% of male students indicated this to be the price they paid. The majority of male students (59%) indicated they paid less than €10 euros for their haircut.

Chart 9- The price of haircuts



If you could take part in the Olympics, in which sport would you like to represent Ireland?

The Chart shows the top 10 sports chosen by students out of the 28 listed.



Background Notes

About CensusAtSchools

The Royal Statistical Society Centre for Statistical Education (RSSCSE) started the CensusAtSchool project in 2000 in conjunction with the National Statistics Office in the UK. The project, originally a one-off, was linked to the UK population census of 2001. It has now developed into a dynamic, on-going and exciting initiative running in a number of countries.

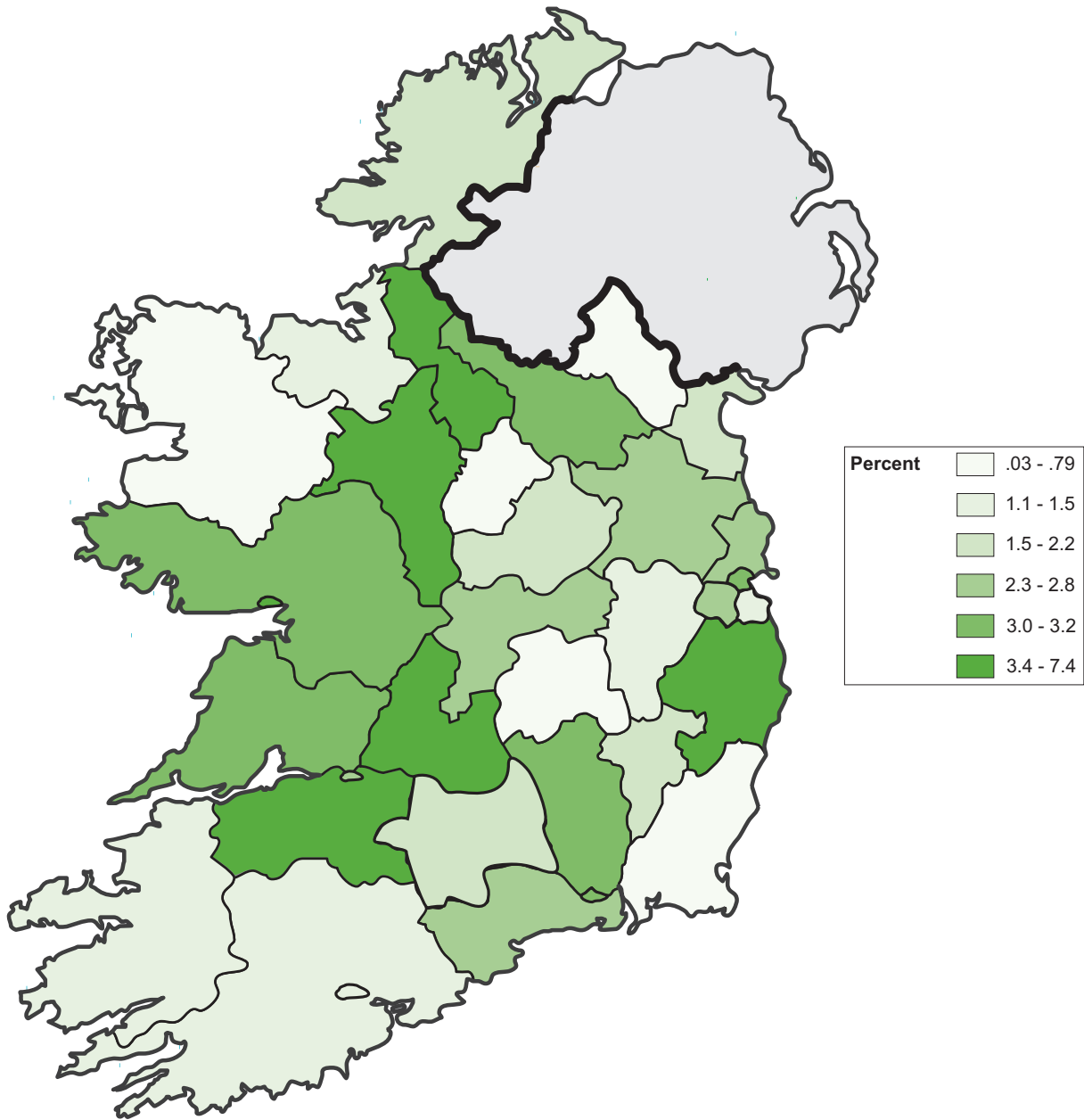
Sample

8,610 secondary school attendees from 243 schools completed the Phase12 questionnaire of the CensusAtSchool survey between August 2012 and August 2013. Because the survey is voluntary and not part of a representative sampling process, the results of the survey are less reliable in providing inferences about the overall secondary school student population.

Table 1 CensusAtSchool Phase12 responses classified by school year and gender

	Male	Female	Not stated	Total
School Year				
1st	1,282	1,309	189	2,780
2nd	707	985	97	1,789
3rd	354	236	36	626
4th	168	105	21	294
Transition	740	996	90	1,826
5th	421	518	38	977
6th	133	156	29	318
Total	3,805	4,305	500	8,610

**CensusAtSchool Phase 12 participation as a percentage of student population
classified by Administrative County**



Footnote: The map only includes survey responses where the roll number on the questionnaire response matched a school roll number supplied by the Department of Education and Skills.

1. Are you:

- Female Male

2. Please state your age in completed years:

 years

3. Which hand do you write with?

- Right
 Left
 Either (ambidextrous)

4. a) In how many languages can you hold an everyday conversation?

4. b) Specify these languages in the order you speak them best:

4. c) Is there a language you would like to learn that is not currently available in your school?

- Yes No

If yes, please specify:

.....

5. Complete the following measurements, answer to the nearest tenth of a cm:

Heightcm
 Length of right footcm
 Open arm spancm
 Circumference of your wristcm
 Open hand span of the hand you write withcm

6. Write down a two digit number.

7. a) How do you usually travel to school? (Select one answer)

- Walk Rail/Dart/Luas
 Bus Boat
 Car Other (please specify)
 Cycle

7. b) How long does it usually take you to travel to school? (Answer to the nearest minute)

 minutes

8. a) What is the weight of your school bag today? (Answer to one decimal place.)

School bag weightkg

8. b) How do you carry your school bag?

- On two shoulders (e.g. backpack)
 On one shoulder
 In my hand
 On wheels
 Other (please specify:)

9. Do you play a musical instrument?

- Yes No

If yes, please state your MAIN musical instrument.

10. Which of the following do you have? (You may tick more than one)

- A TV in your bedroom
 Your own MP3 player e.g. iPod
 Access to the Internet from your mobile phone
 Your own Facebook page
 Your own Twitter page
 Your own Bebo page
 Skype on a computer at home
 A game console at home e.g. PlayStation, Xbox, Nintendo
 None of these

11. In the last 7 days, which of these online activities have you done? (You may tick more than one box)

- Downloaded or listened online to music
 Downloaded or viewed online video (eg Youtube, iPlayer, Netflix, etc.)
 Played online game(s)
 Kept in touch with friends (e.g. through instant messaging, Facebook, Bebo, etc.)
 Researched topics related to school work
 Have been online but did none of the above activities
 Have not been online in the last seven days

12. a) What is the natural colour of your hair?

- Light Brown Black
 Dark Brown Red
 Blonde Other

12. b) Is your hair dyed now?

- Yes No

12. c) How long is it since your last haircut?

 weeks

12. d) How much did you spend on that haircut?

- €0 - €9.99 €30 - €39.99
 €10 - €19.99 €40 - €49.99
 €20 - €29.99 €50 or more

13. If you could take part in the Olympics, in which sport would you like to represent Ireland?

- Archery Modern pentathlon
 Athletics Rowing
 Badminton Sailing
 Basketball Shooting
 Boxing Swimming
 Canoeing Synchronized swimming
 Cycling Table tennis
 Diving Taekwondo
 Equestrian Tennis
 Fencing Triathlon
 Field Hockey Volleyball
 Football Water polo
 Gymnastics Weightlifting
 Handball
 Judo